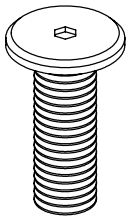
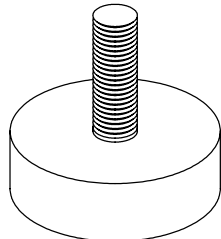


INCLUDED HARDWARE



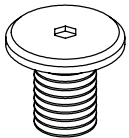
1/4\"-20 x 1\"
BINDING POST
SCREW

16X



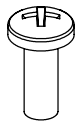
5/16\"-18 x 3/4\"
NYLON LEVELER

4X



1/4\"-20 x 1/2\"
BINDING POST
SCREW

16X



#10 x 3/4\"
PAN CROSS HEAD
WOOD SCREWS

4X



2X

ALLEN KEY

